



Connectors > Power Connectors > Power Contacts

Power Contact Type: **Contact**Operating Voltage: **250 VAC, 600 VAC**Contact Mating Area Plating Material: **Tin**Wire Size: **.52 – 2.08 mm²**

Features

Product Type Features

| | |
|-----------------------------------|--------------|
| Power Contact Type | Contact |
| Connector System | Wire-to-Wire |
| Connector & Contact Terminates To | Wire & Cable |

Electrical Characteristics

| | |
|-------------------|------------------|
| Operating Voltage | 250 VAC, 600 VAC |
|-------------------|------------------|

Contact Features

| | |
|---|------------------|
| Contact Mating Area Plating Material | Tin |
| Contact Current Rating (Max) | 13 A |
| Contact Type | Socket |
| Contact Retention Within Housing | With |
| Mating Pin Diameter | 2.36 mm[.093 in] |
| Contact Base Material | Brass |
| Wire Contact Termination Area Plating Thickness | .4 μm[15.74 μin] |
| Wire Contact Termination Area Plating Material | Pre-Tin |
| Wire Contact Termination Area Plating Material Finish | Matte |



| | |
|---------------------|----------|
| Contact Orientation | Straight |
|---------------------|----------|

Termination Features

| | |
|------------------------------------|-------|
| Termination Method to Wire & Cable | Crimp |
|------------------------------------|-------|

Mechanical Attachment

| | |
|---------------------------------------|---------------|
| Contact Retention Type Within Housing | Locking Lance |
|---------------------------------------|---------------|

| | |
|-------------------------|----------------------------|
| Connector Mounting Type | Cable Mount (Free-Hanging) |
|-------------------------|----------------------------|

| | |
|-------------------------|---------|
| Wire Insulation Support | Without |
|-------------------------|---------|

Dimensions

| | |
|-----------|----------------------------|
| Wire Size | .52 – 2.08 mm ² |
|-----------|----------------------------|

| | |
|--|-----------------|
| Accepts Wire Insulation Diameter Range | 4.06 mm[.16 in] |
|--|-----------------|

Usage Conditions

| | |
|-----------------------------|----------------------------|
| Operating Temperature Range | -55 – 105 °C[-67 – 221 °F] |
|-----------------------------|----------------------------|

Operation/Application

| | |
|---------------------|-------|
| Circuit Application | Power |
|---------------------|-------|

Industry Standards

| | |
|------------------|-------------------------------|
| Glow Wire Rating | Standard Part - Not Glow Wire |
|------------------|-------------------------------|

Packaging Features

| | |
|------------------|------|
| Packaging Method | Reel |
|------------------|------|

| | |
|--------------------|------|
| Packaging Quantity | 3750 |
|--------------------|------|

Other

| | |
|-----------------|---------------|
| Wire/Cable Type | Discrete Wire |
|-----------------|---------------|

| | |
|-----------|----------|
| Wire Type | Stranded |
|-----------|----------|

| | |
|--------------|-----|
| For Use With | Pin |
|--------------|-----|

Product Compliance

[For compliance documentation, visit the product page on TE.com>](#)

| | |
|------------------------------|-----------|
| EU RoHS Directive 2011/65/EU | Compliant |
|------------------------------|-----------|

| | |
|-----------------------------|-----------|
| EU ELV Directive 2000/53/EC | Compliant |
|-----------------------------|-----------|

| | |
|---|---|
| China RoHS 2 Directive MIIT Order No 32, 2016 | No Restricted Materials Above Threshold |
|---|---|

| | |
|--|--|
| EU REACH Regulation (EC) No. 1907/2006 | Current ECHA Candidate List: JUNE 2022 (224) |
|--|--|



Candidate List Declared Against: JUNE 2022 (224)

Does not contain REACH SVHC

Halogen Content

Low Halogen - Br, Cl, F, I < 900 ppm per homogenous material. Also BFR/CFR/PVC Free

Solder Process Capability

Not applicable for solder process capability

Product Compliance Disclaimer

This information is provided based on reasonable inquiry of our suppliers and represents our current actual knowledge based on the information they provided. This information is subject to change. The part numbers that TE has identified as EU RoHS compliant have a maximum concentration of 0.1% by weight in homogenous materials for lead, hexavalent chromium, mercury, PBB, PBDE, DBP, BBP, DEHP, DIBP, and 0.01% for cadmium, or qualify for an exemption to these limits as defined in the Annexes of Directive 2011/65/EU (RoHS2). Finished electrical and electronic equipment products will be CE marked as required by Directive 2011/65/EU. Components may not be CE marked. Additionally, the part numbers that TE has identified as EU ELV compliant have a maximum concentration of 0.1% by weight in homogenous materials for lead, hexavalent chromium, and mercury, and 0.01% for cadmium, or qualify for an exemption to these limits as defined in the Annexes of Directive 2000/53/EC (ELV). Regarding the REACH Regulation, the information TE provides on SVHC in articles for this part number is based on the latest European Chemicals Agency (ECHA) 'Guidance on requirements for substances in articles' posted at this URL: <https://echa.europa.eu/guidance-documents/guidance-on-reach>

Compatible Parts



TE Part # 770096-1
09P .093 COMM P&S PLUG



TE Part # 770373-1
06P .093 COMM P&S PLUG .250CL



TE Part # 770107-1
15P .093 COMM P&S PLUG



TE Part # 770361-1
06P .093 COMM P&S PLUG .250CL



TE Part # 770075-1
04P .093 COMM P&S RECPT HSG



TE Part # 770276-1
03P .093 COMM P&S PLUG .250CL




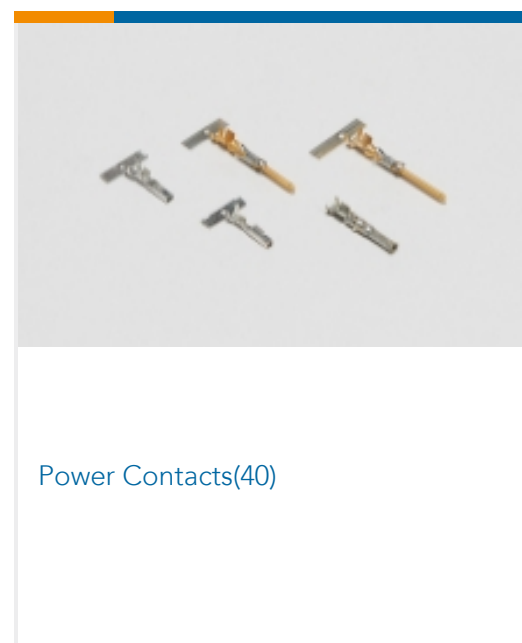
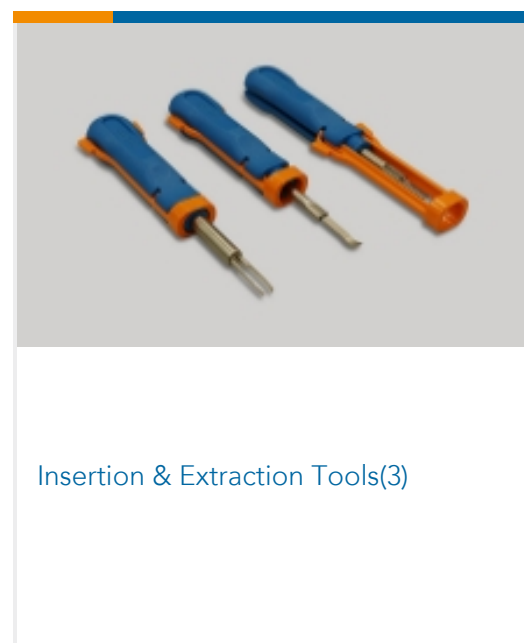

TE Part # 770102-1
12P .093 COMM P&S PLUG



TE Part # 770070-1
03P .093 COMM P&S RECPT HSG



Also in the Series | Commercial Pin and Socket Connectors



Documents



Product Drawings

[.093 COMM P&S SOK 14-20 PTPBR](#)

English

CAD Files

[3D PDF](#)

English

Customer View Model

[ENG_CVM_770529-1_M.3d_igs.zip](#)

English

Customer View Model

[ENG_CVM_770529-1_M.3d_stp.zip](#)

English

Customer View Model

[ENG_CVM_770529-1_M.2d_dxf.zip](#)

English

[3D PDF](#)

3D

Customer View Model

[ENG_CVM_CVM_770529-1_S.2d_dxf.zip](#)

English

Customer View Model

[ENG_CVM_CVM_770529-1_S.3d_igs.zip](#)

English

Customer View Model

[ENG_CVM_CVM_770529-1_S.3d_stp.zip](#)

English

By downloading the CAD file I accept and agree to the [Terms and Conditions](#) of use.

Datasheets & Catalog Pages

[SOFT_SHELL_PIN_SOCKET_CONNECTORS_STANDARD_DENSITY](#)

English

Product Specifications

[Application Specification](#)

English

Product Environmental Compliance

[TE Material Declaration](#)

English